

**Academic Performance Committee (APC)
Annual Report for the Senate Assembly**

January 22, 2018

Presented by Professor Anne Curzan (Chair, APC)
and Professor Ketra Armstrong (Faculty Athletics Representative)

A. Overall Statistics on the Number of Student-Athletes and Incoming Scholarships

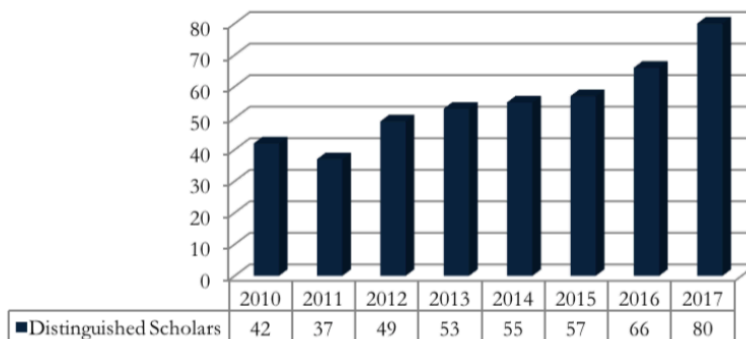
Fall 2017 Roster Number	
Baseball	37
Basketball - M	19
XC - M	27
Football	138
Golf - M	8
Gymnastics - M	24
Ice Hockey	27
Lacrosse - M	47
Soccer - M	28
Swim & Diving - M	38
Tennis - M	14
Track & Field - M	34
Wrestling	31
Basketball - W	12
XC - W	40
Rowing	58
Field Hockey	26
Golf - W	7
Gymnastics - W	16
Lacrosse - W	35
Soccer - W	32
Softball	23
Swim & Diving - W	34
Tennis - W	9
Track & Field - W	34
Volleyball	16
Water Polo	23
Total	837

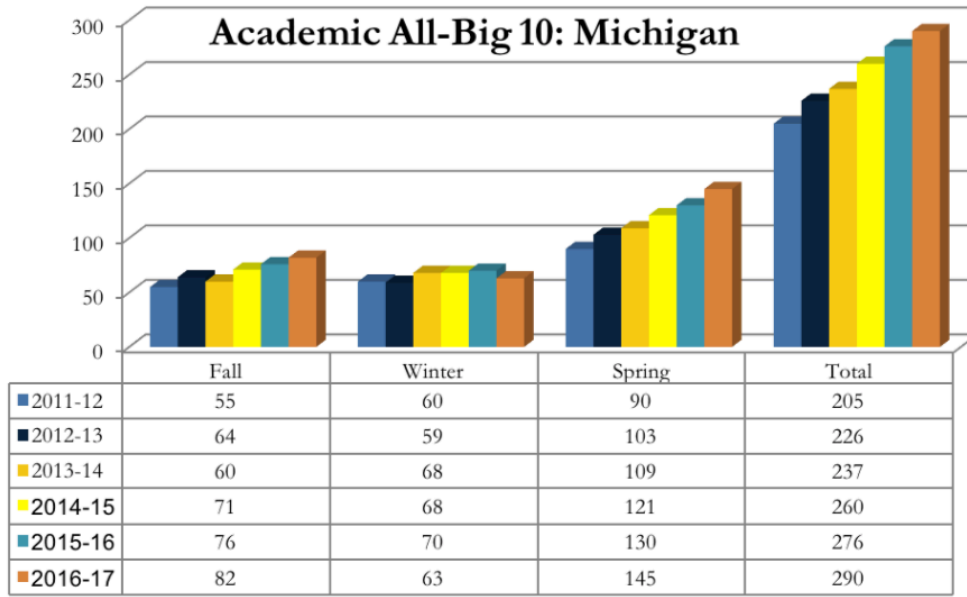
	Incoming First Year Students	Scholarship First-Year Students
2009-10	249	123
2010-11	270	124
2011-12	294	104
2012-13	305	160
2013-14	303	173
2014-15	232	155
2015-16	210	135
2016-17	248	147
2017-18	317	156

B. Summary of Student-Athlete Academic Achievement Highlights, 2016-2017

- Three Academic All-Americans
 - Nicole Artz – Gymnastics – Second Team
 - Erin Finn – Women’s Track/Cross Country – First Team
 - PJ Ransford – Men’s Swimming/Diving – First Team
- 260 University Honors
- 496 Academic Achievement Award winners
- 290 Academic All-Big Ten (82 in Fall 2016; 63 in Winter 2017; 145 in Spring 2017)
- 80 Big Ten Distinguished Scholars (GPA of 3.7 or higher)
- One NCAA Elite 90 Award recipient (PJ Ransford)
- 11 teams earned Top 10% of Academic Progress Rate (APR):
 - Baseball
 - Men’s Basketball
 - Women’s Cross Country
 - Football
 - Men’s Golf
 - Women’s Golf
 - Men’s Gymnastics
 - Softball
 - Men’s Track and Field
 - Volleyball
 - Wrestling
- Michigan is one of just five schools from the Football Bowl Subdivision (FBS) to earn a multi-year APR score of 993 or greater in the sport of football. Additionally, Michigan is the nation's only FBS school to record an APR of at least 990 in football and 995 in men's basketball. Michigan extends its standing as the only school to achieve the aforementioned marks in addition to an APR of 995 or greater in women's basketball.
- Michigan finished third in the country for football multi-year APR (behind Northwestern and Air Force). For a third straight year, Michigan is the only Big Ten Conference institution to earn recognition awards in both football and men's basketball, with men's basketball now having earned the award in six straight years and football in three straight years.

Big 10 Distinguished Scholars: Michigan

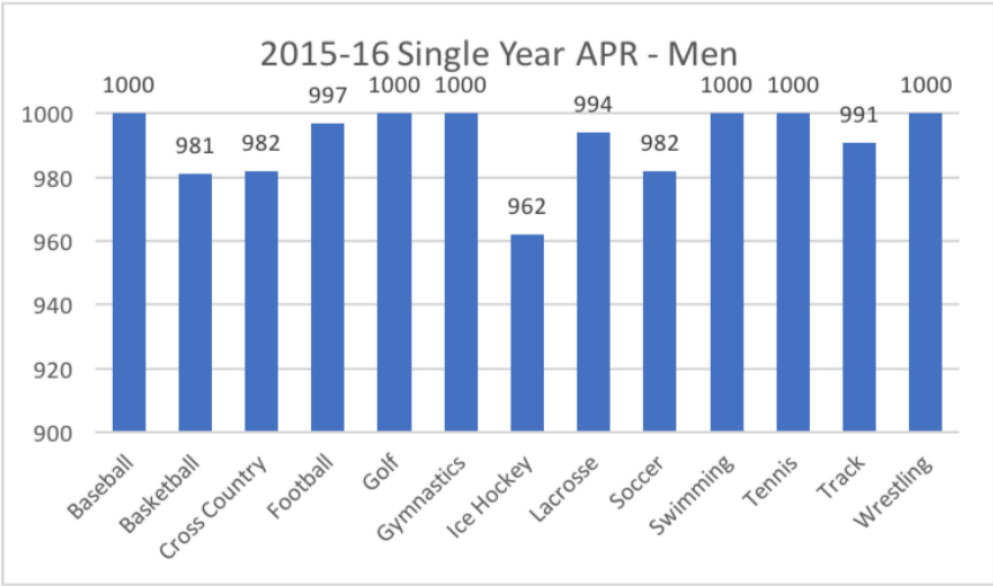
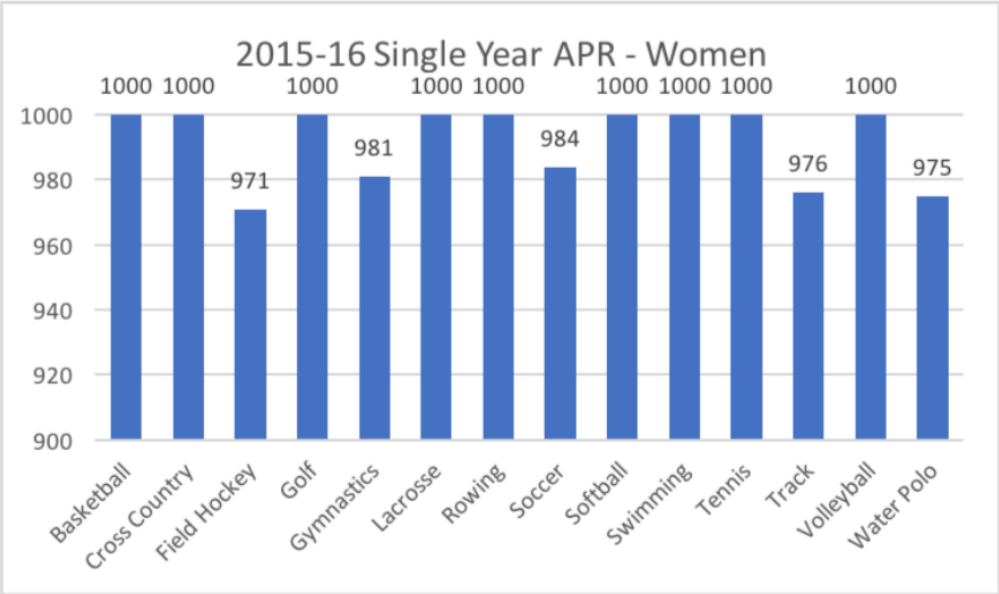




C. Academic Progress Rate (APR)

2010-15 Multi-Year APR

Sport	2010-11	2011-12	2012-13	2013-14	2014-15	2015-16
Baseball	985	985	984	989	992	1000
Basketball - M	1000	995	990	995	995	995
Basketball - W	1000	1000	995	995	995	995
Cross Country - M	991	982	1000	1000	988	990
Cross Country - W	994	986	974	988	989	1000
Field Hockey	989	980	988	988	984	985
Football	943	951	975	990	989	993
Golf - M	993	992	991	991	1000	1000
Golf - W	984	985	992	1000	1000	1000
Gymnastics - M	996	996	996	996	1000	1000
Gymnastics - W	995	994	1000	1000	1000	995
Ice Hockey	978	981	969	973	986	978
Lacrosse - M		1000	955	984	980	984
Lacrosse - W				990	996	997
Rowing	984	983	987	992	992	994
Soccer - M	956	950	950	967	988	991
Soccer - W	982	978	978	972	981	984
Softball	996	996	996	1000	1000	1000
Swimming - M	966	969	971	993	996	996
Swimming - W	995	993	998	993	993	993
Tennis - M	1000	991	980	981	980	990
Tennis - W	1000	1000	976	976	977	977
Track - M	975	968	982	995	995	995
Track - W	982	982	984	997	1000	993
Volleyball	995	990	1000	995	995	1000
Water Polo	996	996	1000	992	988	983
Wrestling	976	976	984	992	996	1000



D. Graduate Success Rate (GSR)/Federal Graduation Rate (FGR)

4-year Cohorts GSR and FGR - Women's Sports														
		1998	1999	2000	2001	2002	2003	2004	2005	2006	2007	2008	2009	2010
U-M Women Overall	GSR	85	87	83	83	79	78	82	90	95	95	96	97	98
	FGR	77	79	76	79	75	75	76	84	87	89	91	90	90
Women's Sports		1998	1999	2000	2001	2002	2003	2004	2005	2006	2007	2008	2009	2010
Basketball	GSR	100	100	82	85	50	53	67	69	100	100	100	100	100
	FGR	83	75	64	73	47	53	56	58	78	76	92	86	91
XC/Track	GSR	91	95	91	91	89	88	86	91	95	95	100	100	95
	FGR	86	90	86	87	85	88	86	91	86	86	88	87	91
Rowing	GSR	100	100	100	100	91	87	86	81	82	88	89	92	100
	FGR	91	93	94	95	90	86	77	74	75	79	86	82	90
Field Hockey	GSR	92	93	94	100	100	100	100	100	94	94	94	92	92
	FGR	75	78	79	88	100	100	92	87	83	83	89	86	85
Golf	GSR	86	86	89	100	100	100	100	100	100	100	100	100	100
	FGR	75	86	89	100	100	100	100	100	100	100	75	75	78
Gymnastics	GSR	91	90	100	100	93	92	92	91	100	100	100	100	100
	FGR	91	90	100	100	93	85	85	83	92	100	100	100	100
Soccer	GSR	88	88	79	88	83	88	88	79	87	81	89	95	95
	FGR	79	82	79	88	83	88	88	79	87	81	85	90	84
Softball	GSR	100	100	100	100	100	100	100	100	100	100	100	100	100
	FGR	100	100	100	100	100	100	100	93	93	93	92	100	92
Swimming	GSR	92	94	95	95	91	89	90	96	100	100	100	100	100
	FGR	73	80	83	86	86	82	89	96	100	100	100	96	95
Tennis	GSR	100	100	100	100	100	100	100	100	100	100	100	88	88
	FGR	86	100	100	100	100	100	100	100	100	100	100	88	88
Volleyball	GSR	100	100	90	64	64	64	75	100	92	93	93	92	100
	FGR	100	100	90	70	70	70	75	91	83	86	92	85	92
Water Polo	GSR	N/A	N/A	86	94	95	91	95	94	94	100	100	100	100
	FGR	N/A	N/A	86	94	94	86	84	80	83	95	100	100	100

4-year Cohorts GSR and FGR - Men's Sports														
		1998	1999	2000	2001	2002	2003	2004	2005	2006	2007	2008	2009	2010
U-M Men Overall	GSR	85	87	83	83	79	78	82	79	82	82	83	84	85
	FGR	77	79	76	79	75	75	76	70	71	70	72	73	72
Men's Sports		1998	1999	2000	2001	2002	2003	2004	2005	2006	2007	2008	2009	2010
Baseball	GSR	81	94	90	89	89	82	84	76	77	74	78	83	86
	FGR	75	83	81	88	84	80	81	63	66	59	64	74	75
Basketball	GSR	60	75	57	46	44	36	45	64	75	86	89	91	90
	FGR	50	60	38	31	31	29	45	58	50	55	62	67	64
XC/Track	GSR	84	82	63	65	57	59	82	88	100	93	88	85	81
	FGR	68	71	61	65	55	61	80	88	94	82	79	74	75
Football	GSR	68	71	73	70	71	69	71	69	66	69	72	79	82
	FGR	59	63	67	68	68	65	63	59	57	59	63	66	66
Golf	GSR	86	86	78	88	86	89	100	100	100	100	100	100	100
	FGR	86	86	78	88	86	89	100	100	100	100	100	100	86
Gymnastics	GSR	100	100	100	86	67	71	70	83	92	85	91	88	89
	FGR	100	100	100	86	67	71	70	83	92	85	91	88	80
Ice Hockey	GSR	88	94	88	76	71	71	75	94	100	85	85	82	74
	FGR	75	70	65	65	61	65	68	63	70	63	59	67	64
Soccer	GSR	N/A	N/A	43	58	67	74	88	89	93	89	94	88	86
	FGR	N/A	N/A	33	56	67	72	82	84	81	79	82	78	81
Swimming	GSR	100	94	94	95	88	83	82	87	94	95	96	84	86
	FGR	100	88	89	90	83	83	82	87	88	90	91	73	79
Tennis	GSR	71	63	57	67	83	100	100	100	100	100	100	100	100
	FGR	71	50	33	29	25	80	67	88	91	91	100	100	100
Wrestling	GSR	93	93	83	83	60	55	67	73	81	86	81	83	94
	FGR	92	93	83	83	60	50	62	69	72	71	68	71	84